

香菇期中考 2007.11

Midterm on Mushroom

鍾孝文 教授

台灣大學電機系

# 香菇的第一次嘗試 (3T Bruker)



**Spin echo**

**TR = 300**

**TE = min ~ 10**

**FOV = 6 cm**

**SLTH = 5 mm**

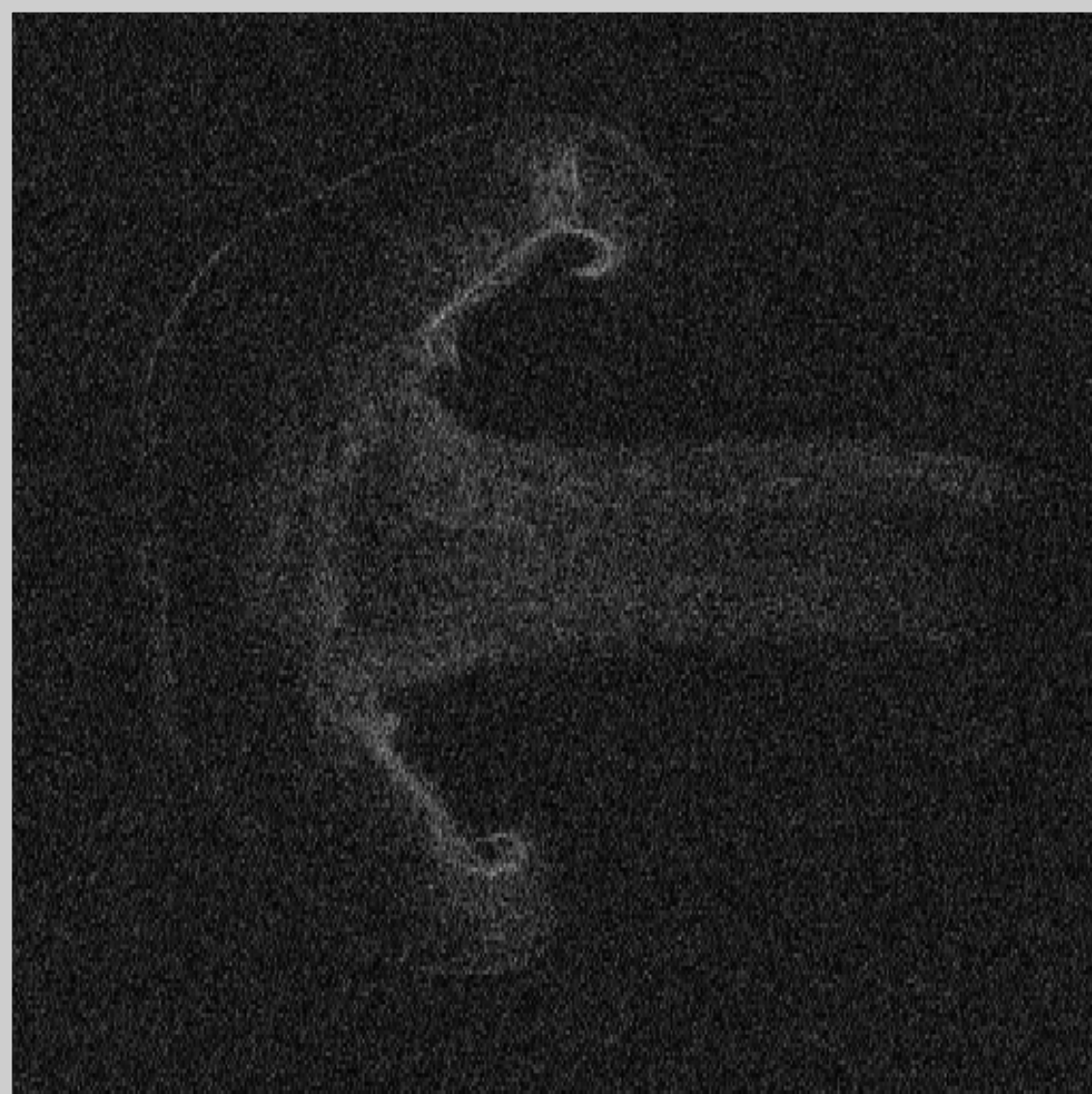
**BW = max ~ 69KHz**

**128x128**

**NEX = 1**

**Scan time = 0:38**

# 林恩立、蔡宜錄的香菇



**Spin echo**

**TR = 300**

**TE = min ~ 14**

**FOV = 6 cm**

**SLTH = 5 mm**

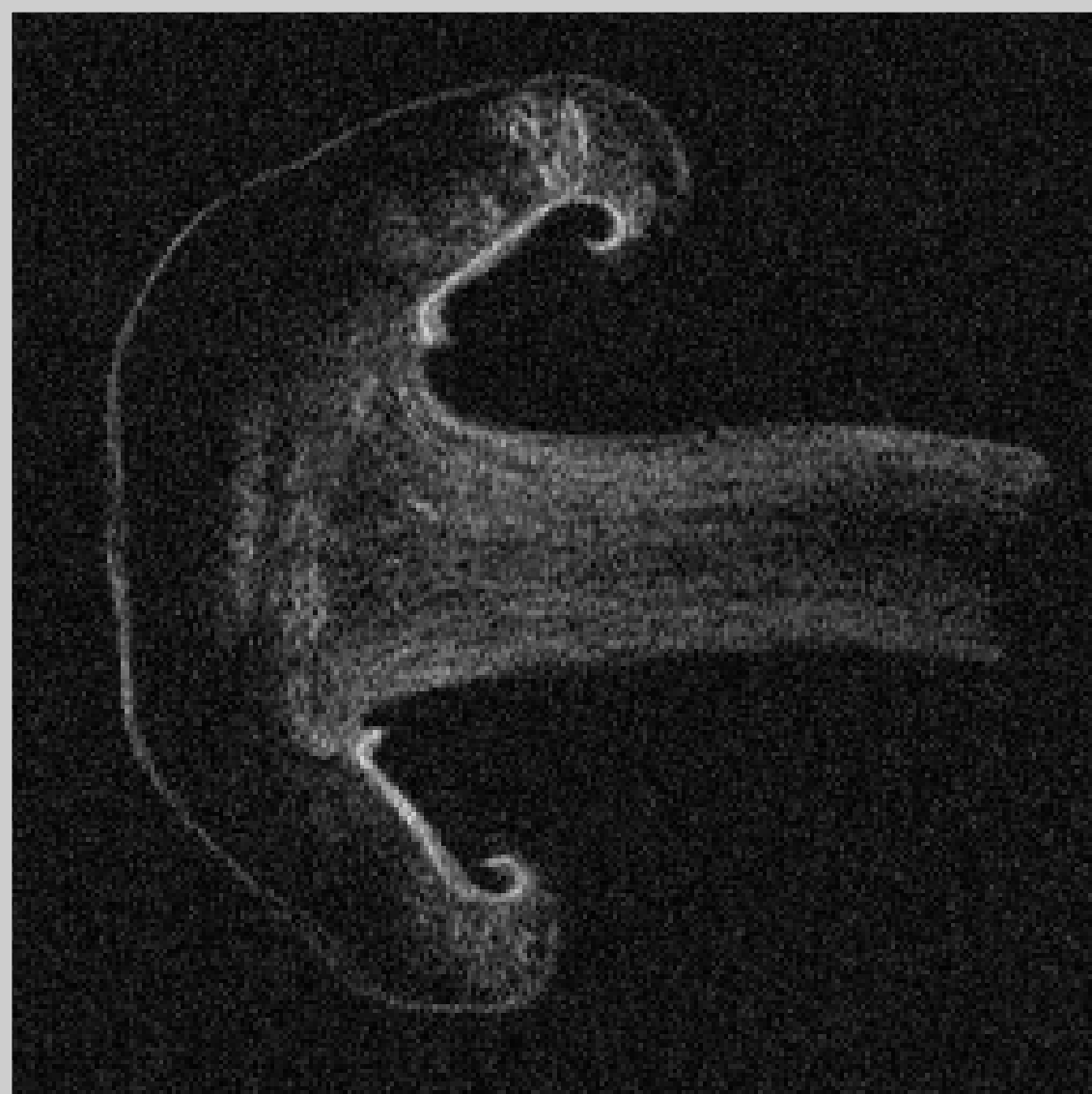
**BW = max ~ 69KHz**

**512x256**

**NEX = 2**

**Scan time = 2:33**

# 陳伯勛、郭光達的香菇



**Spin echo**

**TR = 500**

**TE = min ~ 17**

**FOV = 5.5 cm**

**SLTH = 2.5 mm**

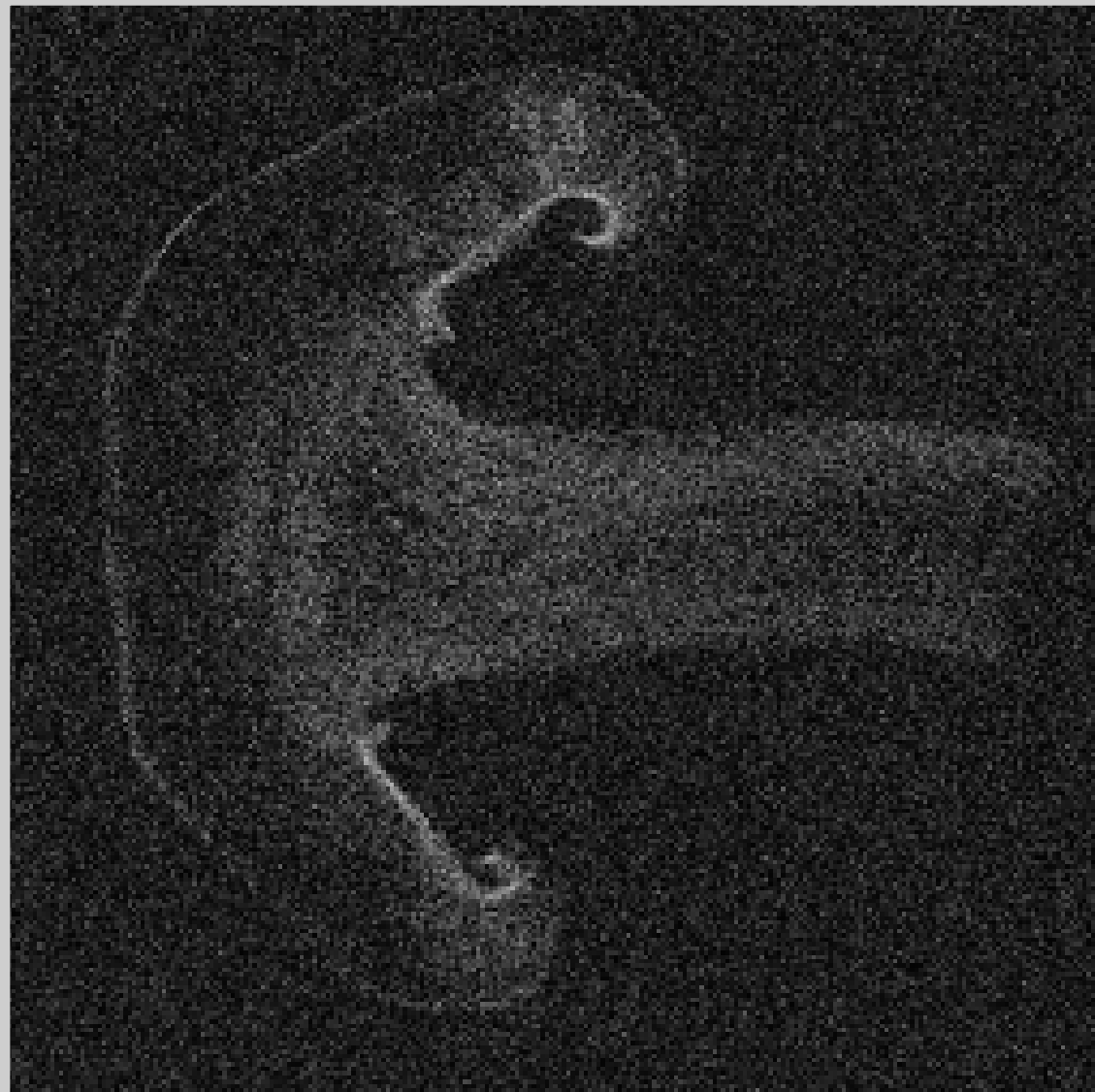
**BW = 25KHz**

**256x192**

**NEX = 2**

**Scan time = 3:12**

# 黃筠安、侯政宏的香菇



**Spin echo**

**TR = 300**

**TE = 10**

**FOV = 5.5 cm**

**SLTH = 3 mm**

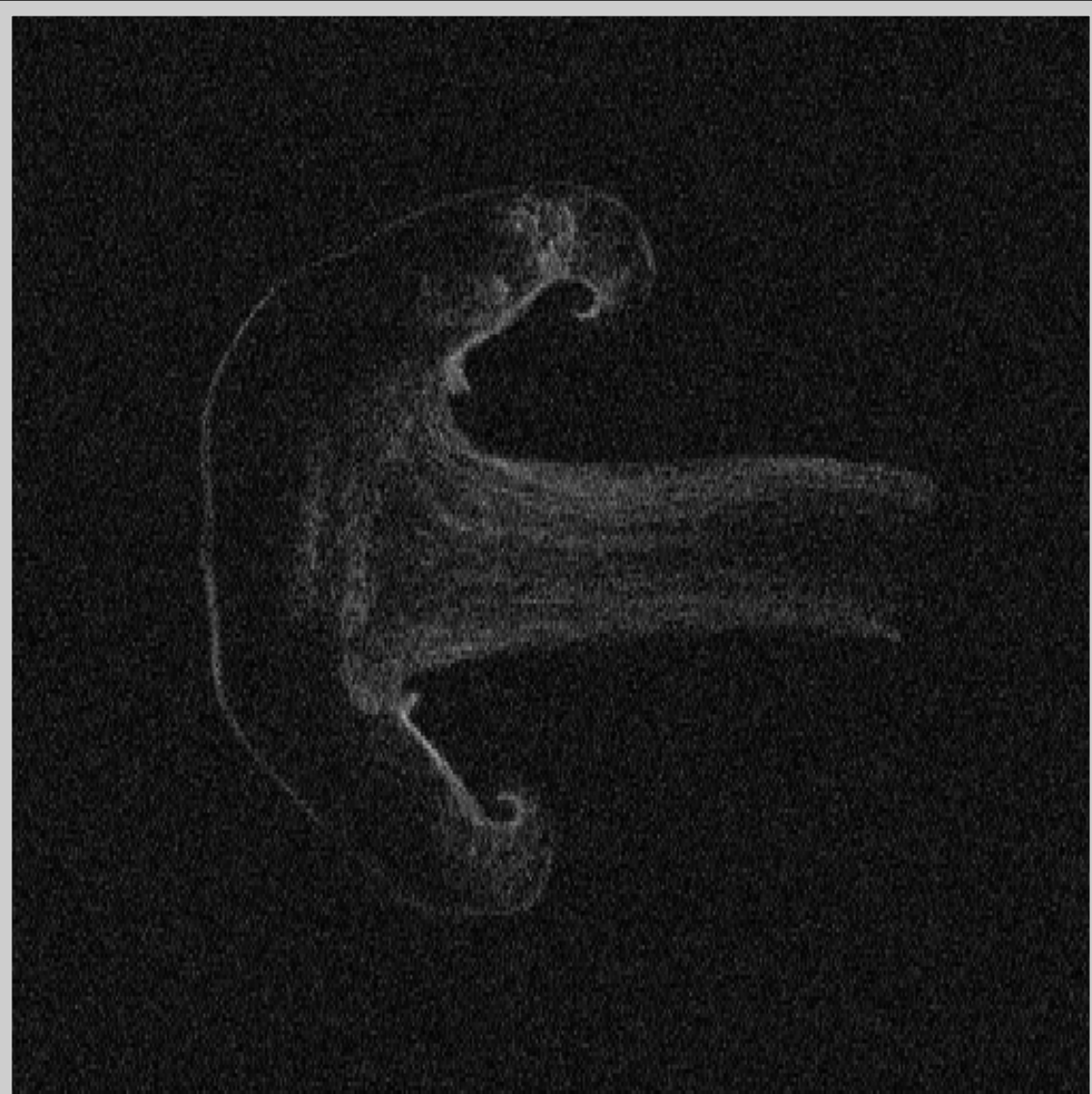
**BW = max ~ 69KHz**

**256x256**

**NEX = 4**

**Scan time = 5:07**

# 葉諭儒的香菇



**Spin echo**

**TR = 800**

**TE = 16**

**FOV = 7 cm**

**SLTH = 2 mm**

**BW = max ~ 69KHz**

**512x256**

**NEX = 3**

**Scan time = 10:14**

# 江昀真、翁偉傑的香菇



**Spin echo**

**TR = 1000**

**TE = 22**

**FOV = 6 cm**

**SLTH = 2.5 mm**

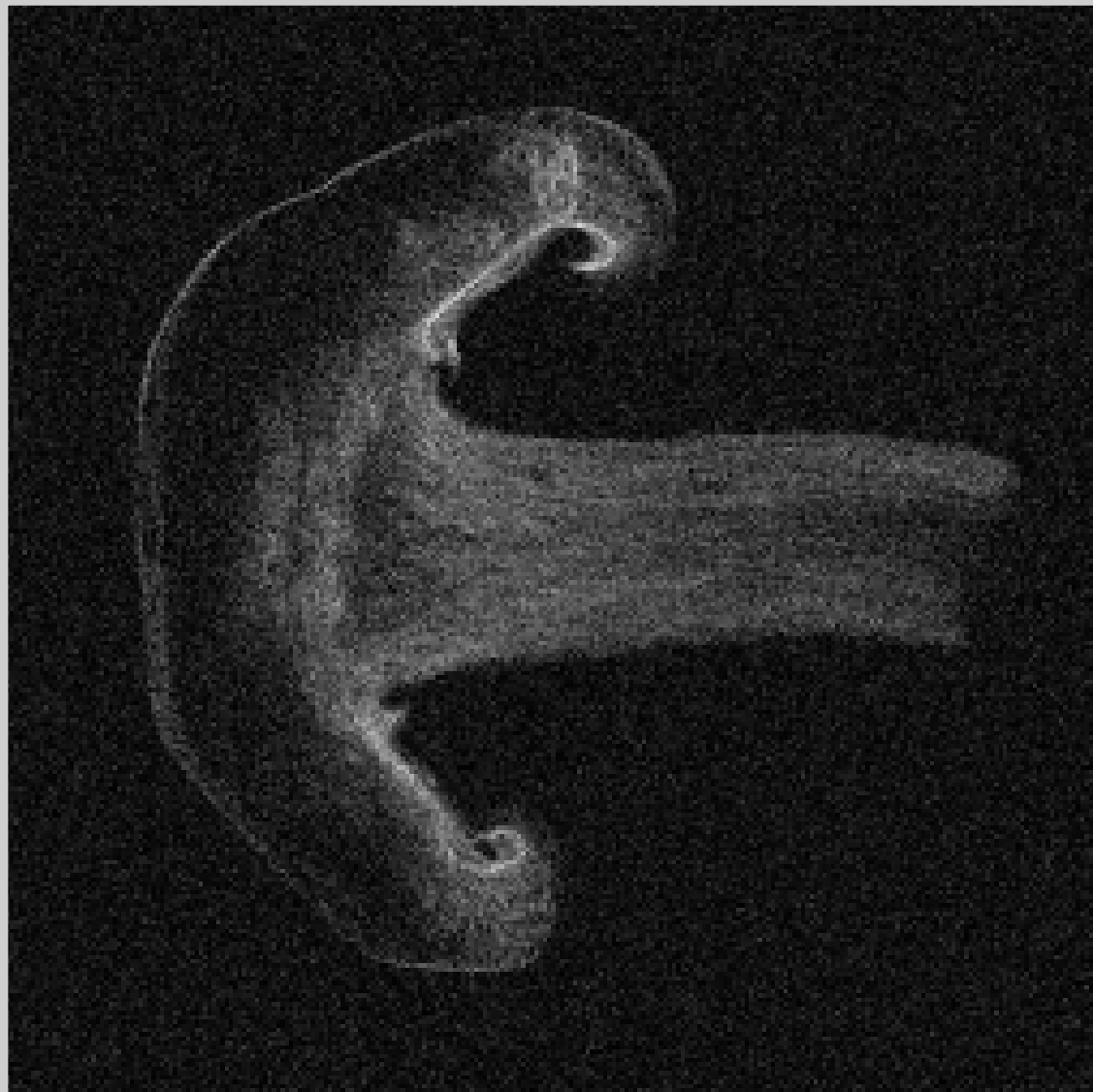
**BW = max ~ 69KHz**

**384x192**

**NEX = 4**

**Scan time = 12:48**

# 黃俊仁、楊淑敏的香菇



**Spin echo**

**TR = 450**

**TE = 12**

**FOV = 6 cm**

**SLTH = 5 mm**

**BW = max ~ 69.4KHz**

**256x256**

**NEX = 3**

**Scan time = 5:45**

# 石家銘、陳敬棠的香菇



**Spin echo**

**TR = 500**

**TE = min ~ 11.5**

**FOV = 7 cm**

**SLTH = 2 mm**

**BW = 50KHz**

**256x192**

**NEX = 10**

**Scan time = 16:00**

# 侯匡叡、周育震的香菇



**Spin echo**

**TR = 400**

**TE = 20**

**FOV = 6 cm**

**SLTH = 2 mm**

**BW = max ~ 69KHz**

**512x256**

**NEX = 10**

**Scan time = 17:04**

# 助教吳珮歆、趙梓程的香菇



**Spin echo**

**TR = 2000**

**TE = min ~ 10**

**FOV = 5 cm**

**SLTH = 5 mm**

**BW = max ~ 69KHz**

**384(v)x192(h)**

**NEX = 2**

**Scan time = 13:00**